



Lake Snell Perry Mermin Meadow Gotoff Ulibarri

## **Poll: Latino Voters Hold Compassionate Views on Abortion**

**November 30, 2011** – New survey findings show Latino registered voters hold compassionate views on abortion. Unlike traditional surveys, this poll goes beyond legality to gauge voters’ feelings related to judgment and support around abortion. Results show Latino voters may hold more nuanced views than conventional wisdom suggests - a majority agrees we should not judge someone who is not ready to parent, and two-thirds would support a close friend or family member who had an abortion. A strong majority also agrees a woman has a right to make her own decisions about abortion without interference from politicians. Lake Research Partners conducted this research as part of a national omnibus survey among 600 registered Latino voters<sup>1</sup> for the Reproductive Health Technologies Project. The survey was conducted in both Spanish and English and included 200 Latino voters who were reached and interviewed via cell phone. The interviews were conducted September 26 through October 5, 2011. The margin of sampling error is  $\pm 3.7$  percentage points.

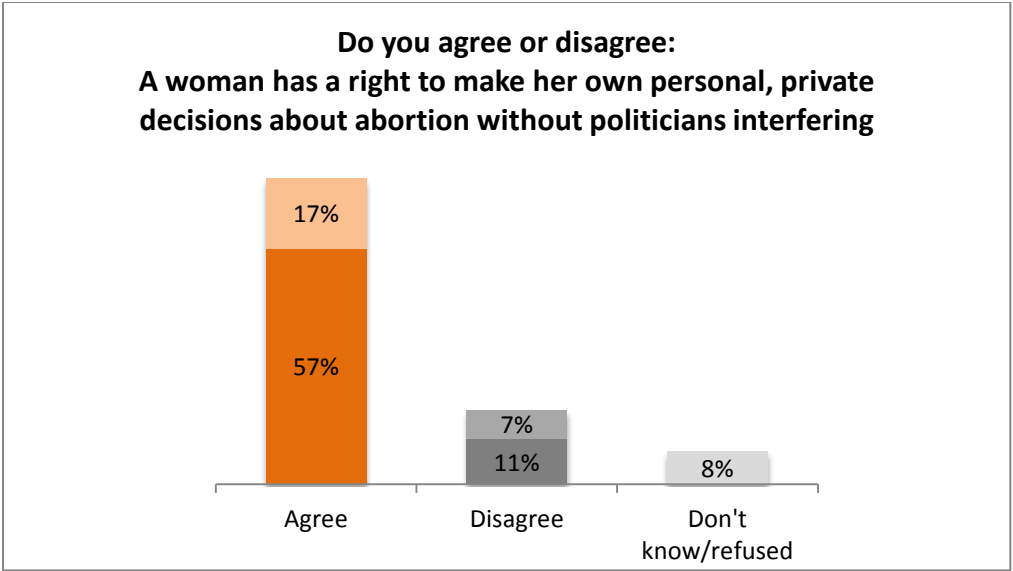
Following are key findings and charts.

### **Key Findings**

**A strong majority of Latino registered voters – 74 percent – agrees that a woman has a right to make her own personal, private decisions about abortion without politicians interfering.** More than half (57 percent) strongly agrees with the statement. Fewer than one in five Latino voters disagree (18 percent.)

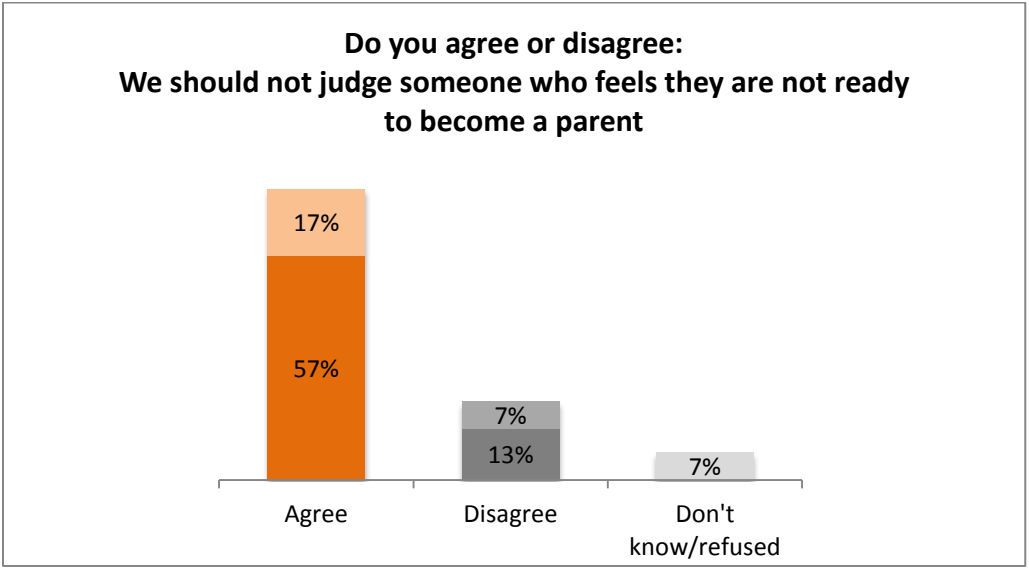
---

<sup>1</sup> The survey was conducted in the 25 states with the highest Latino-population density. These states are CA, TX, FL, NY, IL, AZ, NJ, NM, CO, GA, NV, NC, WA, MA, VA, PA, CT, MI, OR, MD, IN, OH, MN, OK and WI. These states cover 95% of the country’s voting-eligible Latino population.



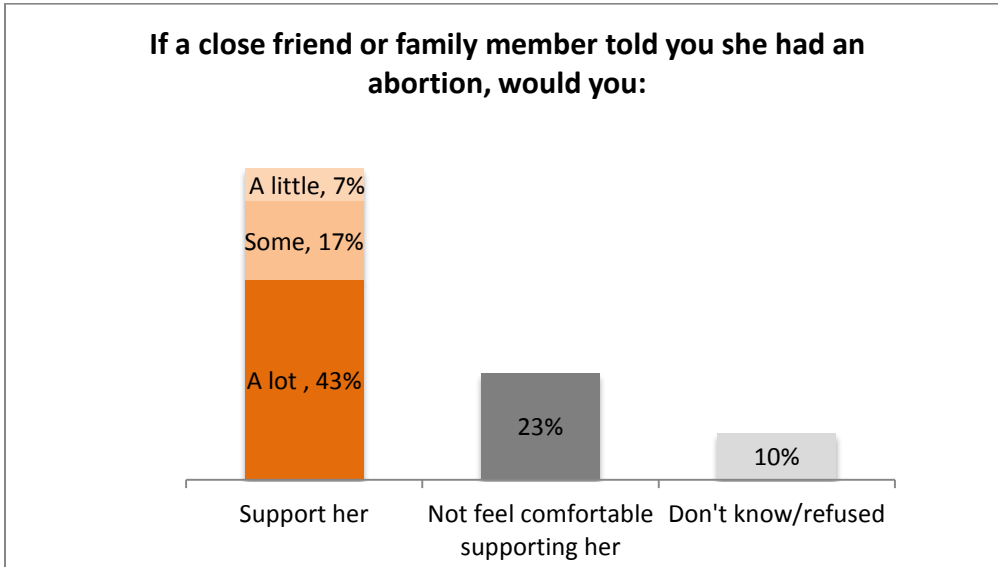
*Q. Do you agree or disagree: A woman has a right to make her own personal, private decisions about abortion without politicians interfering.*

**Nearly three in four Latino registered voters (73 percent) agree that we should not judge someone who feels they are not ready to be a parent.** More than half (57 percent) strongly agrees with this statement.



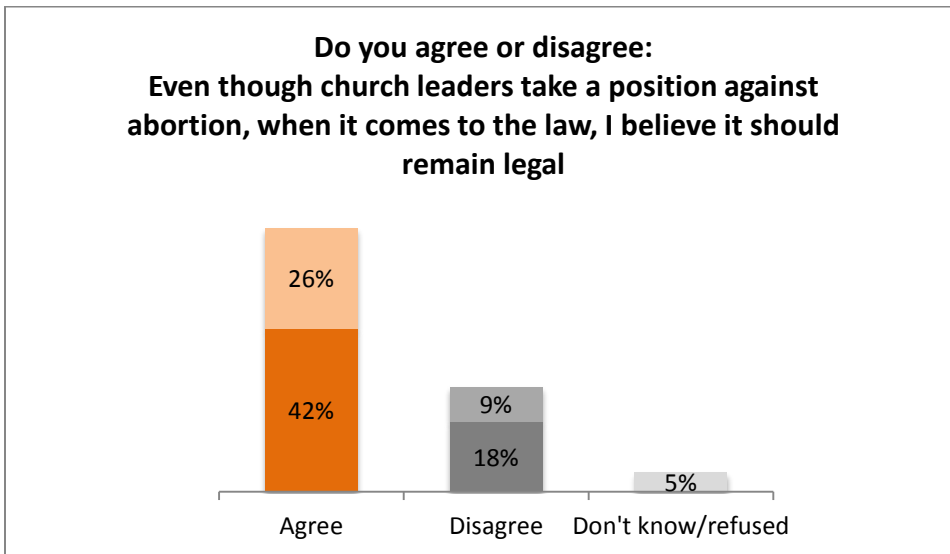
*Q. Do you agree or disagree: We should not judge someone who feels they are not ready to become a parent.*

**Two-thirds of Latino voters (67 percent) say they would give support to a close friend or family member who had an abortion.** More than four in ten (43 percent) say they would provide a lot of support. A minority (23 percent) says they would not feel comfortable offering support.



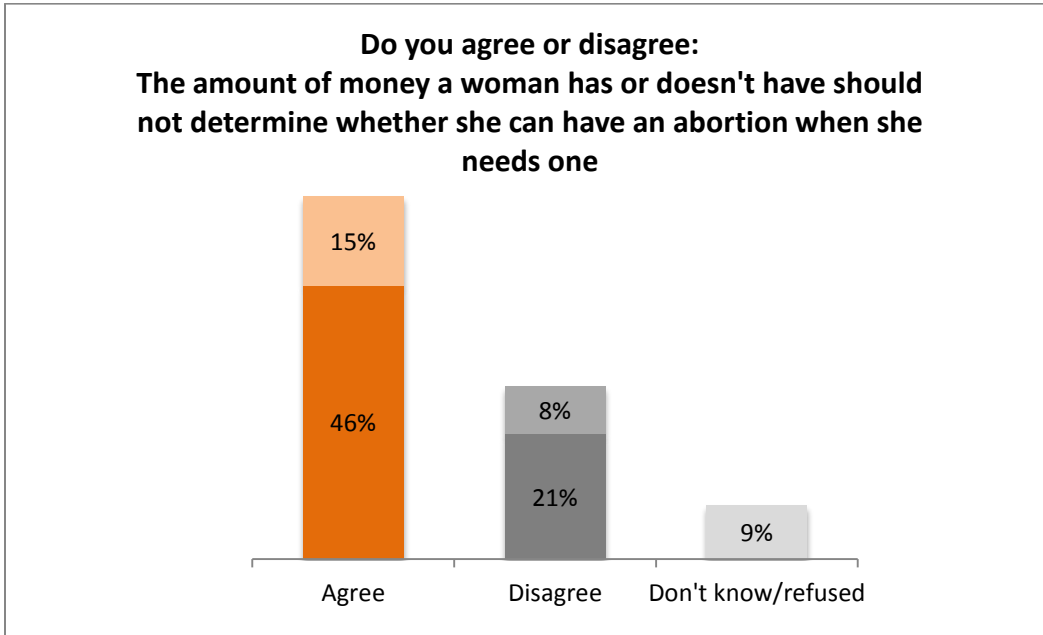
*Q. If a close friend or family member told you she had an abortion, would you:*

**Most Latino voters seem willing to disagree with church leaders on the legality of abortion.** Nearly seven in ten (68 percent) agree with the statement “even though church leaders take a position against abortion, when it comes to the law, I believe it should remain legal.”



*Q. Do you agree or disagree: Even though church leaders take a position against abortion, when it comes to the law, I believe it should remain legal. (Asked of half the sample N = 300)*

**Finally, a majority of Latino voters agree that money should not determine access to abortion.** Sixty-one percent agree that the amount of money a woman has or does not have should not determine whether she can have an abortion when she needs one.



*Q. The amount of money a woman has or doesn't have should not determine whether she can have an abortion when she needs one.*